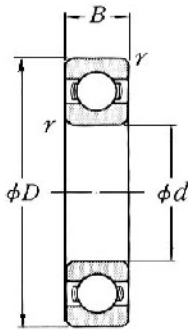




Stainless steel ball bearings



Open Type



Shielded Type



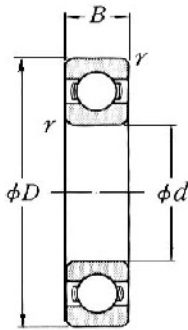
Sealed Type

Dimension table . Dimension table

Bearing No.			Dimension				Basic load ratings		Max runout speed (r/min)			weight kg
									Grease		Oil	
Open	Shielded	Sealed	d	D	B	r min	Dynamic Cr Kn	Static Cor Kn	ZZ	2RS	Open	
SS6000	ZZ	2RS	10	26	8	0.30	4 322	1 871	28 500	20 900	34 200	0.018
SS6001	ZZ	2RS	12	28	8	0.30	4 845	2 251	26 600	17 100	30 400	0.021
SS6002	ZZ	2RS	15	32	9	0.30	5 320	2 688	22 800	14 250	26 600	0.030
SS6003	ZZ	2RS	17	35	10	0.30	5 700	3 087	20 900	12 350	24 700	0.041
SS6004	ZZ	2RS	20	42	12	0.60	8 930	4 750	17 100	10 450	19 000	0.067
SS6005	ZZ	2RS	25	47	12	0.60	9 595	5 557	14 250	9 025	17 100	0.078
SS6006	ZZ	2RS	30	55	13	1	12 540	7 885	12 350	7 600	14 250	0.113
SS6007	ZZ	2RS	35	62	14	1	15 200	9 785	10 450	6 365	12 350	0.147
SS6008	ZZ	2RS	40	68	15	1	15 960	10 925	9 500	5 700	11 400	0.185
SS6009	ZZ	2RS	45	75	16	1	19 855	14 440	8 550	5 035	10 450	0.236
SS6010	ZZ	2RS	50	80	16	1	20 710	15 770	8 075	4 560	9 500	0.256
SS6011	ZZ	2RS	55	90	18	1.1	26 885	20 140	7 125	4 275	8 550	0.373
SS6012	ZZ	2RS	60	95	18	1.1	28 025	22 040	6 745	3 800	8 075	0.403
SS6013	ZZ	2RS	65	100	18	1.1	28 975	23 940	6 365	3 800	7 600	0.43
SS6014	ZZ	2RS	70	110	20	1.1	36 100	29 450	5 700	3 420	6 745	0.598
SS6015	ZZ	2RS	75	115	20	1.1	37 525	31 825	5 320	32 300	6 365	0.638
SS6200	ZZ	2RS	10	30	9	0.6	4 845	2 270	22 800	17 100	28 500	0.031
SS6201	ZZ	2RS	12	32	10	0.6	6 460	2 897	20 900	16 150	26 600	0.036
SS6202	ZZ	2RS	15	35	11	0.6	7 267	3 562	19 000	13 300	22 800	0.044
SS6203	ZZ	2RS	17	40	12	0.6	9 072	4 560	16 150	11 400	19 000	0.065
SS6204	ZZ	2RS	20	47	14	1	12 160	6 270	14 250	10 450	17 100	0.104
SS6205	ZZ	2RS	25	52	15	1	13 300	7 457	12 350	8 550	14 250	0.126
SS6206	ZZ	2RS	30	62	16	1	18 525	10 735	10 450	7 125	12 350	0.196
SS6207	ZZ	2RS	35	72	17	1.1	24 415	14 535	9 025	5 985	10 450	0.279
SS6208	ZZ	2RS	40	80	18	1.1	27 645	16 910	8 075	5 320	9 500	0.359
SS6209	ZZ	2RS	45	85	19	1.1	29 925	19 380	7 125	5 035	8 550	0.413
SS6210	ZZ	2RS	50	90	20	1.1	33 250	22 040	6 745	4 560	8 075	0.451
SS6211	ZZ	2RS	55	100	21	1.5	41 325	27 835	5 985	4 085	7 125	0.599
SS6212	ZZ	2RS	60	110	22	1.5	49 875	34 200	5 320	3 610	6 745	0.762
SS6213	ZZ	2RS	65	120	23	1.5	54 625	38 000	5 035	3 420	5 985	0.979
SS6214	ZZ	2RS	70	125	24	1.5	58 900	41 800	4 750	3 230	5 985	1.07
SS6215	ZZ	2RS	75	130	25	1.5	62 700	47 025	4 560	3 040	5 320	1.17



Stainless steel ball bearings



Open Type



Shielded Type



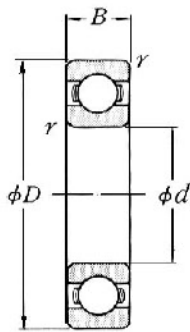
Sealed Type

Dimension table . Dimension table

Bearing No.			Dimension				Basic load ratings		Max runout speed (r/min)			weight kg
									Grease		Oil	
Open	Shielded	Sealed	d	D	B	r min	Dynamic Cr Kn	Static Cor Kn	ZZ	2RS	Open	
SS6300	ZZ	2RS	10	35	11	0.6	7 695	3 277	20 900	16 150	24 700	0.051
SS6301	ZZ	2RS	12	37	12	1	9 215	3 990	19 000	15 200	22 800	0.058
SS6302	ZZ	2RS	15	42	13	1	10 830	5 177	16 150	12 350	19 000	0.081
SS6303	ZZ	2RS	17	47	14	1	12 920	6 317	14 250	10 450	17 100	0.11
SS6304	ZZ	2RS	20	52	15	1.1	15 105	7 505	13 300	9 500	16 150	0.141
SS6305	ZZ	2RS	25	62	17	1.1	19 570	10 640	10 450	7 600	12 350	0.23
SS6306	ZZ	2RS	30	72	19	1.1	25 365	14 250	9 025	6 365	11 400	0.399
SS6307	ZZ	2RS	35	80	21	1.5	31 825	18 240	8 075	5 700	9 500	0.449
SS6308	ZZ	2RS	40	90	23	1.5	38 475	22 800	7 125	5 035	8 550	0.62
SS6309	ZZ	2RS	45	100	25	1.5	50 350	30 400	6 365	4 560	7 600	0.811
SS6310	ZZ	2RS	50	110	27	2	58 900	36 575	5 700	4 085	7 125	1.05
SS6311	ZZ	2RS	55	120	29	2	67 925	42 275	5 320	3 800	6 365	1.35
SS6312	ZZ	2RS	60	130	31	2.1	77 900	49 400	5 035	3 420	5 985	1.69
SS6313	ZZ	2RS	65	140	33	2.1	87 875	57 000	4 560	3 230	5 700	2.08
SS6314	ZZ	2RS	70	150	35	2.1	98 800	64 600	4 275	3 040	5 035	2.53
SS6315	ZZ	2RS	75	160	37	2.1	107 350	73 150	4 085	2 660	4 750	3.03
SS6800	ZZ	2RS	10	19	5	0.3	1 634	798	32 300	22 800	38 000	0.005
SS6801	ZZ	2RS	12	21	5	0.3	1 824	988	30 400	19 000	36 100	0.006
SS6802	ZZ	2RS	15	24	5	0.3	1 966	1 197	26 600	16 150	32 300	0.007
SS6803	ZZ	2RS	17	26	5	0.3	2 498	1 491	24 700	14 250	28 500	0.007
SS6804	ZZ	2RS	20	32	7	0.3	3 800	2 346	20 900	12 350	24 700	0.017
SS6805	ZZ	2RS	25	37	7	0.3	4 085	2 802	17 100	9 500	20 900	0.021
SS6806	ZZ	2RS	30	42	7	0.3	4 275	3 277	14 250	8 550	17 100	0.024
SS6807	ZZ	2RS	35	47	7	0.3	4 512	3 705	12 350	7 125	15 200	0.027
SS6808	ZZ	2RS	40	52	7	0.3	4 655	4 132	11 400	6 365	13 300	0.030
SS6809	ZZ	2RS	45	58	7	0.3	5 082	4 987	10 450	5 700	12 350	0.038
SS6810	ZZ	2RS	50	65	7	0.3	6 080	5 890	9 025	5 035	10 450	0.049
SS6811	ZZ	2RS	55	72	9	0.3	8 360	8 075	8 075	4 560	9 500	0.081
SS6812	ZZ	2RS	60	78	10	0.3	10 925	10 355	7 600	4 275	9 025	0.103
SS6813	ZZ	2RS	65	85	10	0.6	11 305	11 495	7 125	3 800	8 075	0.128
SS6814	ZZ	2RS	70	90	10	0.6	11 495	12 065	6 365	3 610	7 600	0.134



Stainless steel ball bearings



Open Type



Shielded Type



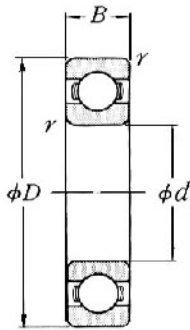
Sealed Type

Dimension table . Dimension table

Bearing No.			Dimension				Basic load ratings		Max runout speed (r/min)			weight kg
									Grease		Oil	
Open	Shielded	Sealed	d	D	B	r min	Dynamic Cr Kn	Static Cor Kn	ZZ	2RS	Open	
SS6900	ZZ	2RS	10	22	6	0.3	2 565	1 206	30 400	20 900	36 100	0.007
SS6901	ZZ	2RS	12	24	6	0.3	2 745	1 387	28 500	19 000	34 200	0.010
SS6902	ZZ	2RS	15	28	7	0.3	4 132	2 147	24 700	16 150	28 500	0.015
SS6903	ZZ	2RS	17	30	7	0.3	4 370	2 422	22 800	14 250	26 600	0.017
SS6904	ZZ	2RS	20	37	9	0.3	6 080	3 515	18 050	11 400	20 900	0.037
SS6905	ZZ	2RS	25	42	9	0.3	6 697	4 322	15 200	9 500	18 050	0.042
SS6906	ZZ	2RS	30	47	9	0.3	6 887	4 750	13 300	8 075	16 150	0.052
SS6907	ZZ	2RS	35	55	10	0.6	10 070	6 887	11 400	7 125	14 250	0.074
SS6908	ZZ	2RS	40	62	12	0.6	13 015	9 500	10 450	5 985	12 350	0.11
SS6909	ZZ	2RS	45	68	12	0.6	13 395	10 355	9 025	5 320	11 400	0.124
SS6910	ZZ	2RS	50	72	12	0.6	13 775	11 115	8 550	5 035	10 450	0.133
SS6911	ZZ	2RS	55	80	13	1	15 200	12 635	7 600	4 275	9 025	0.184
SS6912	ZZ	2RS	60	85	13	1	18 430	15 485	7 125	4 085	8 550	0.187
SS6913	ZZ	2RS	65	90	13	1	16 530	15 295	6 745	3 800	8 075	0.212
SS6914	ZZ	2RS	70	100	16	1	22 515	20 140	5 985	3 420	7 125	0.343



Stainless steel ball bearings



Open Type



Shielded Type



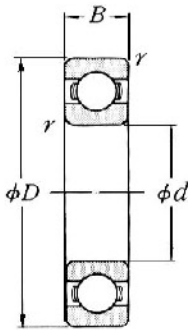
Sealed Type

Dimension table . Dimensions in mm

Dimension						Basic Load Ratings (N)		Limiting Speeds (rpm)		Bearing Numbers	shielded	sealed	Mass (g) Approx
d	D	B	B ₁	r (min)	r _r (min)	C _r	C _{or}	Grease	Oil				
2	5	1.5	2.3	0.08	0.08	161	48	80 750	95 000	SS682	ZZ	-	0.17
	6	2.3	3	0.15	0.15	314	93	71 250	85 500	SS692	ZZ	-	0.37
2.5	6	1.8	2.6	0.08	0.08	198	70	67 450	76 000	SS682	ZZ	-	0.28
	8	2.8	4	0.15	0.15	523	166	57 000	67 450	SS602	ZZ	-	0.80
3	6	2	2.5	0.1	0.1	198	70	67 450	76 000	SS673	ZZ	-	0.28
	7	2	3	0.1	0.1	295	105	59 850	71 250	SS683	ZZ	-	0.42
	8	3	4	0.15	0.15	523	162	60 800	72 200	SS693	ZZ	-	0.81
	10	4	4	0.15	0.15	599	207	47 500	57 000	SS623	ZZ	-	1.64
4	9	2.5	4	0.1	0.1	608	214	50 350	59 850	SS684	ZZ	-	0.98
	11	4	4	0.15	0.15	912	328	45 600	53 200	SS694	ZZ	-	1.75
	12	4	4	0.2	0.2	912	328	45 600	53 200	SS604	ZZ	-	2.29
	13	5	5	0.2	0.2	1 235	461	38 000	45 600	SS624	ZZ	-	3.04
	16	5	5	0.3	0.3	1 643	637	34 200	40 850	SS634	ZZ	-	5.21
5	8	2	2.5	0.1	0.1	295	114	50 350	59 850	SS675	ZZ	-	0.34
	11	3	5	0.15	0.15	679	267	42 750	50 350	SS685	ZZ	-	1.93
	13	4	4	0.2	0.2	1 026	409	40 850	47 500	SS695	ZZ	2RS	2.42
	14	5	5	0.2	0.2	1 263	480	38 000	47 500	SS605	ZZ	-	3.42
	16	5	5	0.3	0.3	1 643	637	34 200	40 850	SS625	ZZ	2RS	4.86
	19	6	6	0.3	0.3	2 223	841	30 400	38 000	SS635	ZZ	2RS	8.34
6	13	3.5	5	0.15	0.15	1 026	418	38 000	47 500	SS686	ZZ	2RS	2.64
	15	5	5	0.2	0.2	1 643	637	38 000	42 750	SS696	ZZ	2RS	3.72
	17	6	6	0.3	0.3	2 147	793	36 100	42 750	SS606	ZZ	2RS	5.95
	19	6	6	0.3	0.3	2 223	841	30 400	38 000	SS626	ZZ	2RS	7.94
	22	7	7	0.3	0.3	3 135	1 301	28 500	34 200	SS636	ZZ	-	14



Stainless steel ball bearings



Open Type



Shielded Type



Sealed Type

Dimension table . Dimensions in mm

Dimension						Basic Load Ratings (N)		Limiting Speeds (rpm)		Bearing Numbers			Mass (g) Approx
d	D	B	B ₁	r (min)	r ₁ (min)	C _r	C _{or}	Grease	Oil		shielded	sealed	
7	11	2.5	3	0.15	0.1	432	191	40 850	47 500	SS677	ZZ	-	0.71
	14	3.5	5	0.15	0.15	1 111	485	38 000	42 750	SS687	ZZ	-	2.92
	17	5	5	0.3	0.3	1 529	675	34 200	40 850	SS697	ZZ	-	5.01
	19	6	6	0.3	0.3	2 223	841	34 200	40 850	SS607	ZZ	2RS	7.51
	22	7	7	0.3	0.3	3 135	1 301	28 500	34 200	SS627	ZZ	2RS	12.8
	26	9	9	0.3	0.3	3 847	1 539	26 600	32 300	SS637	ZZ	-	25
8	16	4	5	0.2	0.2	1 197	561	34 200	40 850	SS688	ZZ	2RS	4.0
	19	6	6	0.3	0.3	2 128	865	34 200	40 850	SS698	ZZ	2RS	7.03
	22	7	7	0.3	0.3	3 135	1 301	32 300	38 000	SS608	ZZ	2RS	12.2
	24	8	8	0.3	0.3	3 182	1 358	26 600	32 300	SS628	ZZ	2RS	17.2
	28	9	9	0.3	0.3	4 322	1 871	26 600	32 300	SS638	ZZ	-	28.6
9	17	4	5	0.2	0.2	1 263	632	34 200	40 850	SS689	ZZ	-	4.35
	20	6	6	0.3	0.3	1 634	798	32 300	38 000	SS699	ZZ	2RS	8.0
	24	7	7	0.3	0.3	3 182	1 358	30 400	36 100	SS609	ZZ	2RS	14.5
	26	8	8	0.3	0.3	4 322	1 871	26 600	32 300	SS629	ZZ	2RS	19.2
	30	10	10	0.6	0.6	4 845	2 270	22 800	28 500	SS639	ZZ	-	36